





OPERATING INSTRUCTIONS – EMTEC FLASH DRIVE (for all models)

- Plug the device into an available USB port of the computer and the device should be recognized automatically.
- Never disconnect the device while jobs are in progress, otherwise it may cause a program error.
- The actual usable memory space on this device is less than the one listed on the package. This is due to the slight discrepancies in file formats and algorithms differ from various operating systems. In addition, a small portion of memory space is reserved for system files and data sector for stable performance.

MANUFACTURER DECLARATIONS

Statements

USA	<p>FCC Statements This device complies with part 15 of the FCC Rules. Operation is subject to the following two conditions: (1) This device may not cause harmful interference, and (2) this device must accept any interference received, including interference that may cause undesired operation. Warning: Changes or modifications not expressly approved by the party responsible for compliance could void the user's authority to operate this device.</p> <p>NOTE: This equipment has been tested and found to comply with the limits for a Class B digital device, pursuant to part 15 of the FCC Rules. These limits are designed to provide reasonable protection against harmful interference in a residential installation. This equipment generates, uses, and can radiate radio frequency energy and, if not installed and used in accordance with the instructions, may cause harmful interference to radio communications. However, there is no guarantee that interference will not occur in a particular installation. If this equipment does cause harmful interference to radio or television reception, which can be determined by turning the equipment off and on, the user is encouraged to try to correct the interference by one or more of the following measures:</p> <ul style="list-style-type: none"> -Reorient or relocate the receiving antenna. -Increase the separation between the equipment and receiver. -Connect the equipment into an outlet on a circuit different from that to which the receiver is connected. -Consult the dealer or an experienced radio/TV technician for help 	
Canada	<p>ICES-003 This device complies with Industry Canada license-exempt RSS standard(s). Operation is subject to the following two conditions: (1) this device may not cause interference, and (2) this device must accept any interference, including interference that may cause undesired operation of the device. Le présent appareil est conforme aux CNR d'Industrie Canada applicable aux appareils radio exempts de licence. L'exploitation est autorisée aux deux conditions suivantes : (1) l'appareil ne doit pas produire de brouillage, et (2) l'utilisateur de l'appareil doit accepter tout brouillage radioélectrique subi, même si le brouillage est susceptible d'en compromettre le fonctionnement.</p>	
Australia New Zealand	<p>RCM Our goods come with guarantees that cannot be excluded under the Australian Consumer Law. You are entitled to a replacement or refund for a major failure and compensation for any other reasonably foreseeable loss or damage. You are also entitled to have the goods repaired or replaced if the goods fail to be of acceptable quality and the failure does not amount to a major failure.</p>	
Europe	<p>CE / Rohs / Reach</p>	  

EU Responsible person:
 DEXXON GROUPE
 79 avenue Louis Roche, 92230 Gennevilliers – France
 support.emtec@dexxon.eu

USA/CANADA:
 DEXXON DIGITAL STORAGE / DEXXON LOGISTICS
 7611 Green Meadows Drive Lewis Center
 OH 43035 – USA

EMTEC and EMTEC Logo are registered trademarks of DEXXON Groupe.
 All other trademarks are the property of their respective owners.